



Manual för C-hylsor



Hitta rätt.

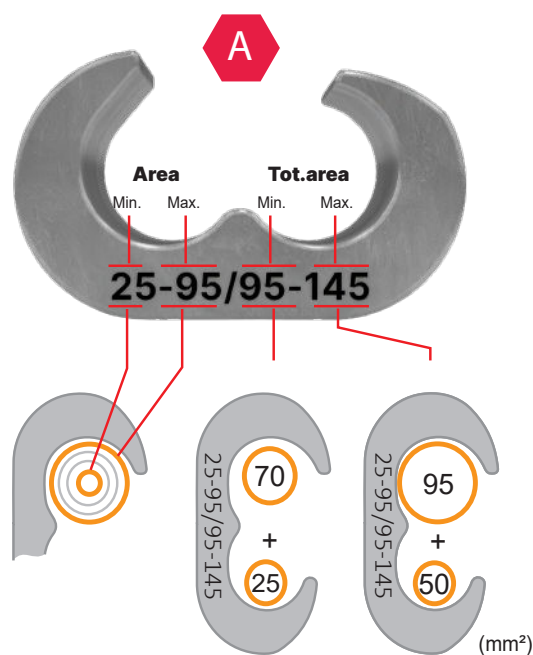
1. Välj C-hylsa med hjälp av tabellen nedan
2. Välj sedan verktyg
3. Välj sedan backar



| | | | | | | | | | | | | | | |
|-----------------|-----|--------|--------|--------|--------------------------------|----------|--------------------------------|---------------------------------|---------------------------------|----------|----------|----------|------------------------------------|----------|
| Huvudledare | 6 | C6-10 | | | | | | | | | | | | |
| | 10 | C6-10 | C6-10 | | | | | | | | | | | |
| | 16 | C6-10 | C6-10 | C16-25 | | | | | | | | | | |
| | 25 | C16-25 | C16-25 | C16-25 | C25-50 C16-25 ¹⁾ | | | | | | | | | |
| | 35 | | | C25-50 | C25-50 | C25-50 | | | | | | | | |
| | 50 | C25-50 | C25-50 | C25-50 | C25-50 | C25-50 | C25-50 ²⁾ C50-70 | | | | | | | |
| | 70 | | | | C50-70 | C50-70 | C50-70 | C50-70 C70-95 | | | | | | |
| | 95 | | | | C50-70 | C50-70 | C50-70 C70-95 | C70-95 | C70-95 ²⁾ C95-120 | | | | | |
| | 120 | | | | C70-95 | C70-95 | C70-95 | C70-95 ²⁾ C95-120 | C95-120 | C95-120 | | | | |
| | 150 | | | | C95-120 | C95-120 | C95-120 | C95-120 | C150-185 | C150-185 | C150-185 | | | |
| | 185 | | | | C95-120 | C95-120 | C95-120 | C150-185 | C150-185 | C150-185 | C150-185 | C150-185 | | |
| | 240 | | | | C150-185 | C150-185 | C150-185 | C150-185 | C150-185 | C150-185 | C150-185 | C150-185 | C150-185 C185-240 ³⁾ | C240-300 |
| | 300 | | | | C150-185 | C150-185 | C150-185 | C150-185 | C150-185 | C150-185 | C240-300 | C240-300 | C240-300 | C23 |
| mm ² | 6 | 10 | 16 | 25 | 35 | 50 | 70 | 95 | 120 | 150 | 185 | 240 | 300 | |
| Avgrening | | | | | | | | | | | | | | |

- 1) Använd C25-50 vid hård, okomprimerad lina.
- 2) Endast sidomatning
- 3) Använd C240-300 vid okomprimerad lina.

Märkning




| | | | | | | | | |
|---|------------|------------|-------------|--------------|----------------|----------------|----------------|-----------------|
| | C6-10 | C16-25 | C25-50 | C50-70 | C70-95 | C95-120 | C150-185 | C240-300 |
| A | 6-16/12-26 | 5-25/30-50 | 6-50/50-100 | 25-95/95-145 | 25-120/140-190 | 25-185/175-240 | 25-300/245-425 | 150-300/450-540 |
| B | 5 | 6 | 89 | 13 | 13 | 15 | 18 | 21 |

Val av verktyg och back


| C-hylsa | Verktyg | | | | | |
|----------|-----------------------|--|-------------------------|--------------------------|-----------------------------------|-----------------------|
| | PVL350 | V611 | V1300 | V1300C2 | V250 | V350 |
| | V311 | T2600 | V1311-A | V1311C2-A | | |
| | | PVX611 | PVX1300 | PVX1300C2 | | |
| V600 | | | | | | |
| Backar | | | | | | |
| C6-10 | MBC5 2 pressningar | TBC5-C6 1 pressning | BC5 ¹⁾ | BC5 ²⁾ | BC5 ³⁾ | 1 pressning |
| | | | 1 pressning | | | |
| C16-25 | MBC6 2 pressningar | TBC5-C6 1 pressning | BC6 ¹⁾ | BC6 ²⁾ | BC6 ³⁾ | 1 pressning |
| | | | 1 pressning | | | |
| C25-50 | | TBC89-B13 ⁴⁾ 2 pressningar | 13BC8-9 | BC8-9 ¹⁾ | BC8-9 ²⁾ | BC8-9 ³⁾ |
| | | | 1 pressning | | | |
| C50-70 | | | 13BC13 3 pressningar | 13CBC13 3 pressningar | BC13 ³⁾ 1 pressning | |
| C70-95 | | | | | | |
| C95-120 | | | 13BC15 3 pressningar | 13CBC15 3 pressningar | B25C15 1 pressning | B35C15 1 pressning |
| C150-185 | | | | | B25C18 2 pressningar | B35C18 1 pressning |
| C240-300 | | | | | B25C21 2 pressningar | B35C21 1 pressning |
| C23 | | | | | | |

1. Backhållare V1316, V1318 krävs
2. Backhållare V1330 krävs
3. Backhållare V2506, V2508 krävs
4. Ska ej användas tillsammans med T2600


Kontroll av pressning



1 pressning



2 pressningar



3 pressningar



Kontrollera h-måttet på din pressning för högsta kvalitet och säkerhet. Scanna QR-koden för att komma till tabellen.

Exempel på pressning



C23

E-nr 0825466

C240-300

0811975

C150-185

08119740

C95-120

811973

C70-95

0811972

C50-70

0811971

C25-50

0825320

C16-25



0811970

C6-10

0811969

(Samma som C89)

Alternativa lösningar

| Jordkabel 6-50 mm ² | | | | 1 | 2 |
|--------------------------------|-----------------|----------------|-----------------|---|---|
| Huvudlina | | Avgrening | |  |  |
| Cu Kabel klass | mm ² | Cu Kabel klass | mm ² | | |
| klass 2 | 25 | klass 5 | 6 | C16-25 | |
| | 25 | | 10 | C16-25 | |
| | 25 | | 16 | C16-25 | |
| | 25 | | 25 | → | 2x C25-50 |
| | 25 | | 50 | C25-50 | |
| | 50 | | 6 | C25-50 | |
| | 50 | | 10 | C25-50 | |
| | 50 | | 16 | C25-50 | |
| | 50 | | 25 | C25-50 | |
| | 50 | | 35 | C25-50 | |
| klass 1 | 50 | klass 1 | 50 | → | 2xC25-50 |
| | 50 | klass 2 | 50 | → | 2xC50-70 |
| | 50 | klass 5 | 6 | C25-50 | |
| | 50 | | 10 | C25-50 | |
| | 50 | | 16 | → | 2xC25-50 |
| | 50 | | 25 | C25-50 | |
| klass 5 | 50 | klass 5 | 6 | C25-50 | |
| | 50 | | 10 | C25-50 | |
| | 50 | | 16 | C25-50 | |
| | 50 | | 25 | C25-50 | |
| | 50 | | 35 | → | 2xC25-50 |
| | 35 | | 10 | C25-50 | |
| | 35 | | 16 | C25-50 | |
| | 35 | | 25 | → | 2xC25-50 |
| | 35 | | 35 | → | 2xC25-50 |
| | 25 | | 6 | C16-25 | |
| | 25 | | 10 | C16-25 | |
| | 25 | | 25 | → | 2xC25-50 |

kl 1 = solid ledare
kl 2 = fåtrådig ledare
kl 5 = mångtrådig ledare

