

HKL40

GB Instructions for use



EIPRESS®

CONTENTS

PAGE

| | |
|---------------------------------------|---|
| 1. ASSISTANCE | 3 |
| 2. TECHNICAL DATA | 3 |
| 3. SAFETY INSTRUCTIONS | 4 |
| 4. SPECIFIC SAFETY INSTRUCTIONS | 5 |
| 5. INSTRUCTIONS FOR USE | 5 |
| 6. MAINTENANCE | 6 |

1. ASSISTANCE

In case of questions regarding this product, please contact your Elpress supplier or Elpress directly through the customer support department at the main office i Kramfors, Sweden.

Telephone: +46 612 71 71 99
 Telefax: +46 612 71 71 51
 mail: sales@elpress.se

2. TECHNICAL DATA



HYDRAULIC CABLE CUTTER

| FORCE | MAX. PASSAGE | DIMENSION | WEIGHT | STEEL COPPER |
|-------|--------------|------------|----------|--------------|
| 883kN | ∅ 40 | 645x85x165 | 5,880 Kg | ALU |

Guillotine type hydraulic cable cutter for copper, aluminium, or steel cables. Ergonomically designed moveable handle
 Two-stage hydraulic system, reducing the number of pumping.

Quick opening and closing head, rotatable 340°.

Automatic release with audible "click" in the event of overload.
 Return the piston by rotation of moveable handle.



01

02



-Do not use this tool on live cables-

| MAX CUTTING CAPACITIES | Max. hardness | | Max ∅ of cut |
|------------------------|------------------------------|---|---|
| | Cables | copper aluminium aluminiumlegering steel | $< 40 \text{ daN/mm}^2$ $< 20 \text{ daN/mm}^2$ $< 34 \text{ daN/mm}^2$ $< 180 \text{ daN/mm}^2$ |
| Bars | steel copper aluminium | $< 60 \text{ daN/mm}^2$ $< 42 \text{ daN/mm}^2$ $< 30 \text{ daN/mm}^2$ $< 25 \text{ daN/mm}^2$ $< 16 \text{ daN/mm}^2$ | $\emptyset 18$ $\emptyset 20$ $\emptyset 30$ $\emptyset 32$ $\emptyset 40$ |

3. SAFETY INSTRUCTIONS

TO WORK IN SAFE CONDITIONS WITH THIS TOOLING, IT IS IMPERATIVE TO READ CAREFULLY THE DIRECTIONS FOR USE AND TO FOLLOW THE INSTRUCTIONS IT CONTAINS. IF YOU DO NOT RESPECT THE INFORMATION WRITTEN IN THAT INSTRUCTION MANUAL THE WARRANTY WILL BE CANCELLED.

Do not use this tool on live cables



Warning!

In order to avoid any risk of electrical shocks, injuries and fire, please follow the enclosed safety instructions. Read and respect these instructions before using the tool. Keep this document.

General safety instructions:

Do not use cutting head for other purposes than the work for which they have been designed. The use of other hydraulic pumps than from Elpress may bring about considerable risks for personal injury.

DO NOT USE THIS TOOL ON LIVE CABLES

Maintenance and storage:

Store your tools in a safe place. Unused tools must be stored in a dry, locked place, out of reach of children. Maintain your tools carefully. Keep your tools clean to work better and more safely. Follow indications relative to maintenance and indications concerning changing accessories. Keep handles dry and free of oil and lubricants. Check whether the tool is damaged. Before using the tool, always carefully check that parts are functioning perfectly. Check whether moving parts are functioning correctly, whether they do not become stuck or if other parts are damaged. All the components must be assembled correctly and satisfy conditions for the tool's perfect operation. Every safety device, every switch and every other damaged or defective part must be repaired or replaced appropriately by Elpress service dept.

Caution! Ensure that you use the tool and its accessories in accordance with the safety instructions. Also understand take account of the tool's possibilities by paying attention to the working conditions and the task to be undertaken. Using the tool for tasks other than those intended may be dangerous. All repairs must be undertaken by authorised Elpress Service departments with original spare parts; if not, the tool may pose a danger for the user.

Safety instructions for the user:

Keep children away. Do not allow other people to touch the tool; keep them away from your working area. Wear appropriate working clothes. Do not wear loose clothing or jewels; they could be caught by moving parts. When working in the open air, it is recommended that rubber gloves and anti-skid heeled shoes are worn. Wear a hair net if you have long hair. Do not make the radius of your action too wide. Avoid adopting a position which is tiring for the body; ensure that your support on the ground is firm, and keep in balance at all times. Always be attentive. Look at your work, act in a sensible way and do not use the tool when you are tired.

Safety instructions relative to the working area:

Keep order in your working area. Disorder in the working area increases the risk of an accident. Take account of the working area environment. Do not expose electrical tools to rain. Do not use electrical tools in a moist or damp environment. Ensure that the working area is well-lit. Do not use electrical tools if flammable liquids or gases are nearby.

4. SPECIFIC SAFETY INSTRUCTIONS



At all work, observe the movement of the blades to avoid finger dangers. Hydraulic cutting tool: Do not put your fingers between blades! Risk of grave cuts. Handle the locking spindle with precaution to avoid being pinched.

The cutting head must not be used for work under tension or in explosive environments. Do not use this tool on live cables.



5. INSTRUCTIONS FOR USE

Before using the cutter, check that the moveable blade is in its rest position (fully retracted by actuating the release trigger).

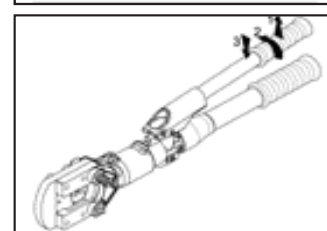
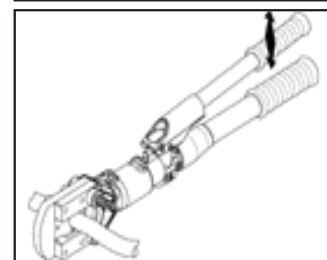
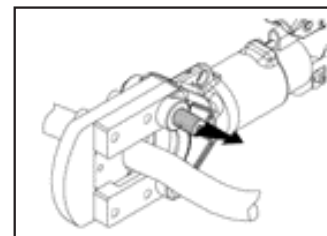
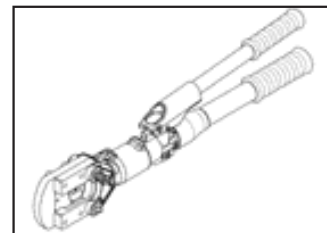
Slide the cable through the tool head, or open the head by removing the lock drift. Check that the lock is well closed at the beginning of working.

Work the moveable handle to move forward the blade onto the cable. Check that the cable is in the correct cutting position. Then pump, so the blade moves regularly till the complete cutting of cable.

To return the piston back, space the moveable handle, turn it up the thrust and close it completely. Check that the moveable blade is in its rest position before to open the lock.

Perform other cuttings in the same way.

After use, wipe the tool carefully and replace it in its case.



6. MAINTENANCE

It is recommended to keep the tool away from dusty or rough places, in order to avoid wrong working. Although this tool is robust, it must be handled with care. After use, wipe the tool carefully and replace it in its case. Keep the tool inside, in a ventilated warehouse. Avoid fast temperature changes, this can produce condensation.

If the tool is not operating satisfactory in spite of proper handling, it must be sent to Elpress authorized service departments for service.



Important!

No service can be made without authorization on the pump system. The design of the pump unit is complicated and special tooling is needed for disassembly and assembly of the unit.

8052-055600

Elpress AB. P.O. Box 186, SE-872 24 KRAMFORS, Sweden
Tel: +46 (0)612-71 71 00 | Fax: +(0)46 612-71 71 51
E-mail: sales@elpress.se | www.elpress.net



ELPRESS®